




Public Address System
Ceiling Speaker System WL353



OWNER'S MANUAL

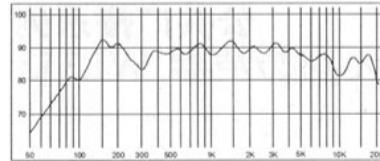
Thanks you for purchasing PA speaker system of **ABK** series. All of **ABK** series products have been tested strictly before shipping. **ABK** series PA speaker system is widely used in hotel, trade building, supermarket, school, entertainment, etc. It's the most ideal choice of you! In order to facilitate installing, modulating and running please read this manual carefully before setup.

FEATURES:

- Made of high quality industrial plastic, light weight (2kg), long-term durability, never out of shape and fade;
- Hanging style and the suspensor is adjustable;
- Max. Sound Pressure Level $102 \pm 2\text{dB}$, Effective Freq. Range 110Hz-18kHz;
- 70/100V, 8-30W, with multiple terminals;
- High quality full range Driver, long life, high sensitivity ($89 \pm 2\text{dB}$), sound clear and sonorousness.

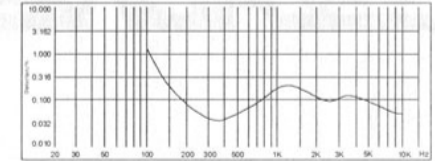
FREQ. RESPONSE

(dB SPL, 1W, 1m)

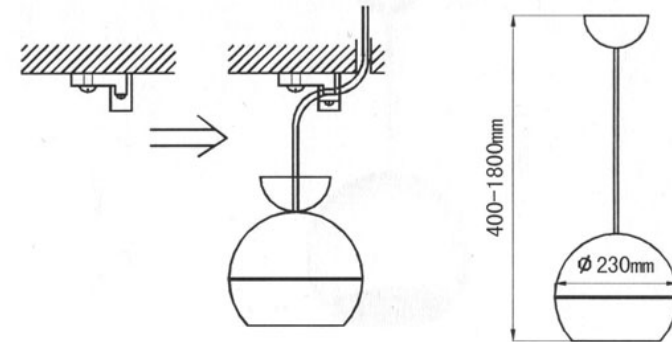


DISTORTION

(THD < 1.5% 1W, 1m, 200Hz-10kHz)



DIMENSIONS & INSTALLATION DIAGRAM



INSTALLATION

1. Fit the clasp on ceiling where needed to install a speaker;
2. Pull on the semicircle cap as shown in the left figure above first. Let the suspension wire penetrate through the clasp and adjust its length perfectly, Then screw down the clasp;

Power / Line Voltage	70V	100V
Red--- Blue	8W	15W
Red--- White	15W	30W

3. Push the semicircle cap up to cover the clasp;
4. Finally, examine whether it is steady.